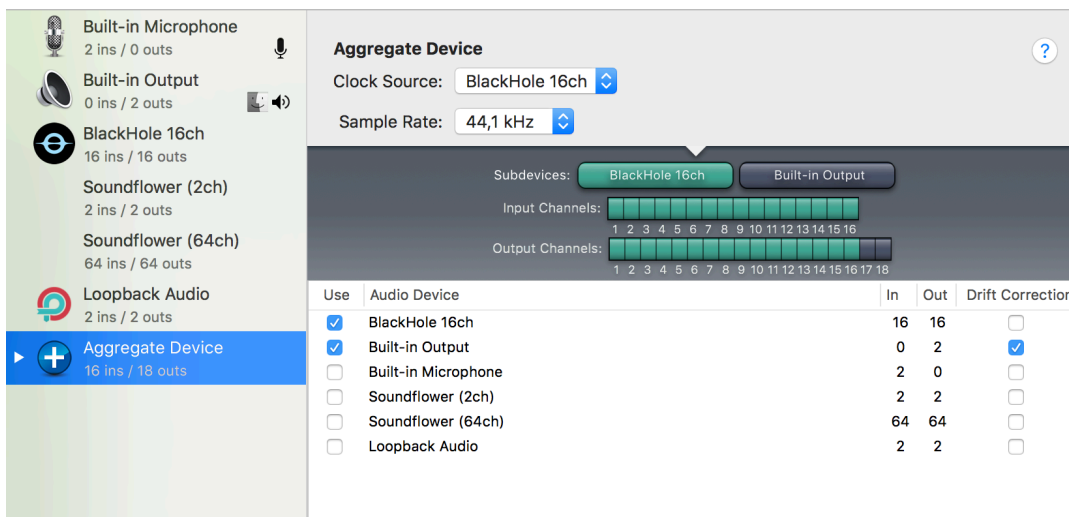


# How to use SUBSTANTIA As a plugin in your DAW

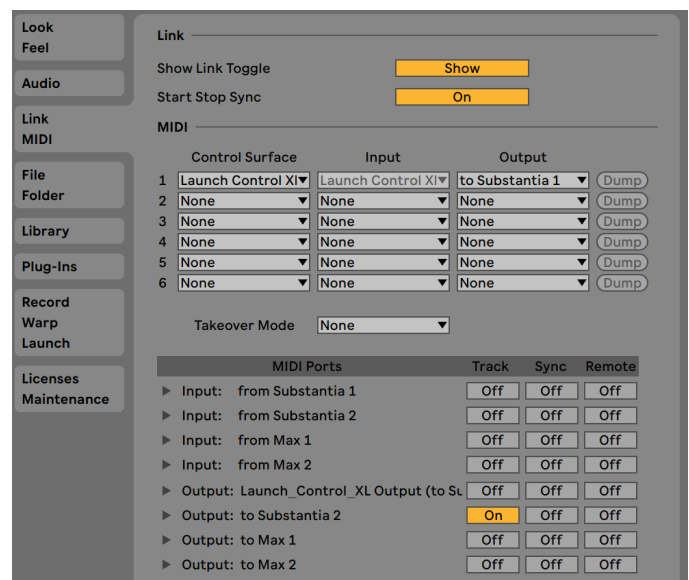
- 1) Install [Blackhole](#)
- 2) Open the Apple Audio Midi Setup (Applications > Utilities)
- 3) Create an aggregate device with Blackhole and your audio interface, your audio interface out will be 17-18

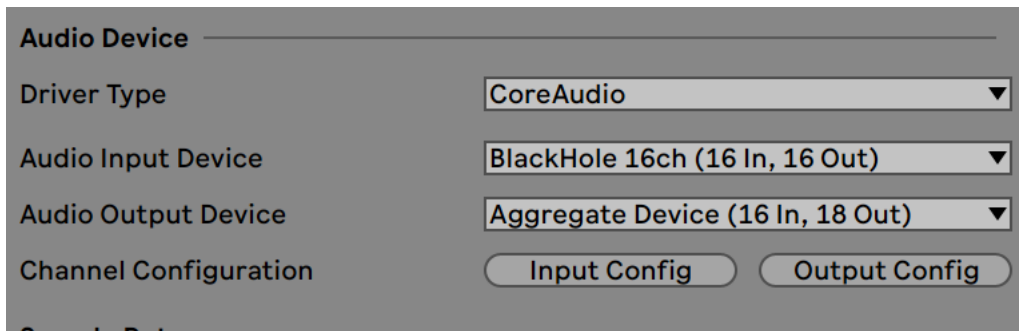


- 4) In Substancia assign the aggregate device as audio interface  
Use CH 1-2 for input and 3-4 for output



- 5) In your DAW set MIDI OUT to SUBSTANTIA

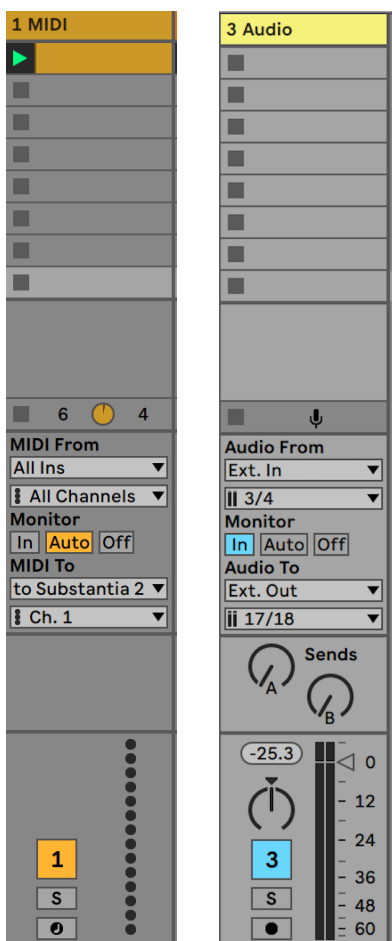




6) in your DAW set Blackhole as audio input and Aggregate as audio out  
your master will be ch 17-18 now

7) Create a MIDI track to send the MIDI NOTES to SUBSTANTIA

8) Create an audio track with input 3-4 this will be your SUBSTANTIA return.  
Mind that the master out will be 17-18



If you want to send audio from the DAW to Substania:  
Simply send the sound to out 1-2 which is already mapped as audio in to Substania.

